

NOTES

PCB: JMP40
IC1,2,3: TL072

F+B ON TANDEM POTS
REFER TO FRONT
& BACK TRACKS

ALL UNMARKED DIODES
ARE 1N4007

↑ INDICATES CLOCKWISE

N
⊙ Indicates inter-
PCB connector pin
+ number.

FET control lines
shown on switching
circuit diagram.

4	15-5-89	CPV
3	23-2-89	SKB
2	13-1-89	CPV
ISS. DATE		DRN.

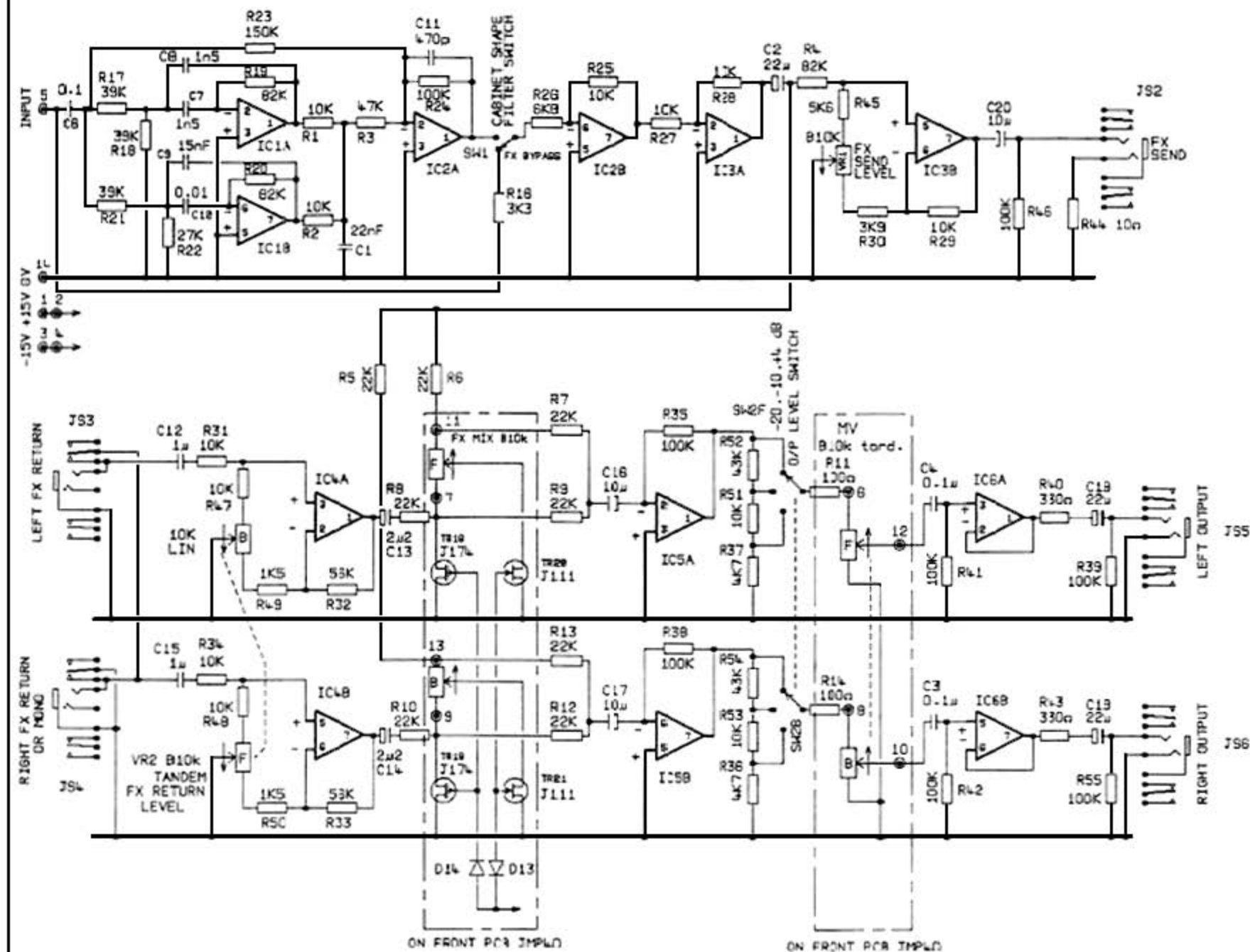
DRAWING NUMBER

Model 9001
Preamp Main Board

MARSHALL

JIM MARSHALL
PRODUCTS LTD.
BLETCHLEY
MILTON KEYNES
ENGLAND

File: 9001MAIN.DGM



NOTES

PCB: JMP39C onwards
 IC1-4: TL072
 IC5,6: MC1458
 F+B ON TANDEM POTS
 REFER TO FRONT AND
 BACK TRACKS

↑ INDICATES CLOCKWISE

C3 & 4 are fitted
 crossed on JMP39B but
 not on later models.

N
 Indicates inter-
 PCB connector pin
 + number

REV	DATE	DRN.
6	21-2-80	CPV
5	17-1-80	CPV
4	19-9-79	CPV
155.	DATE	DRN.

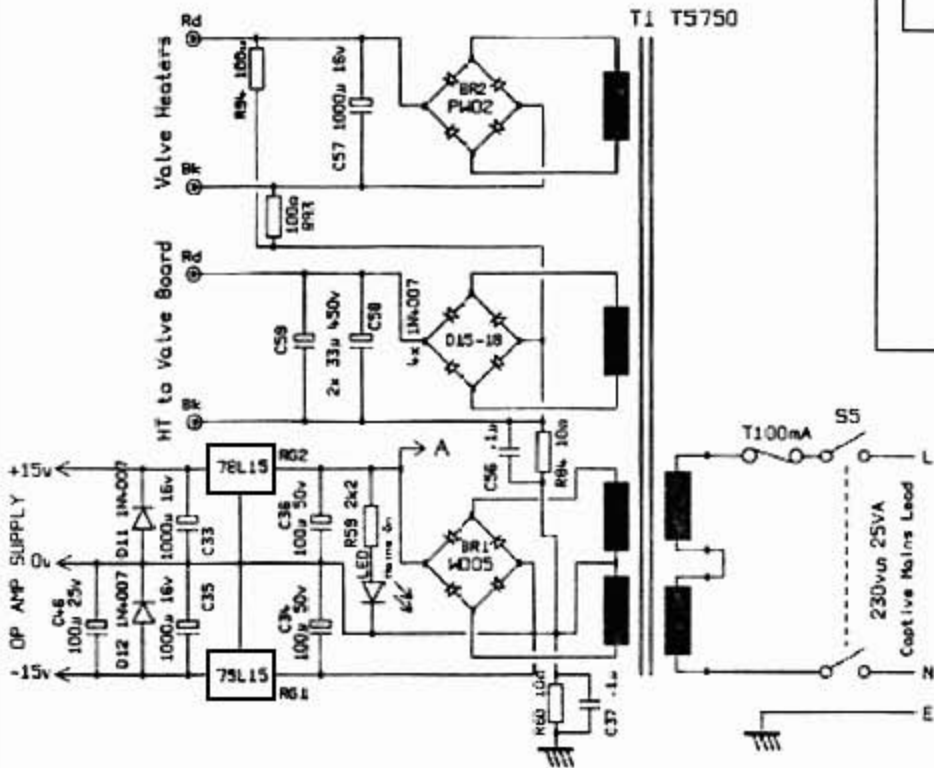
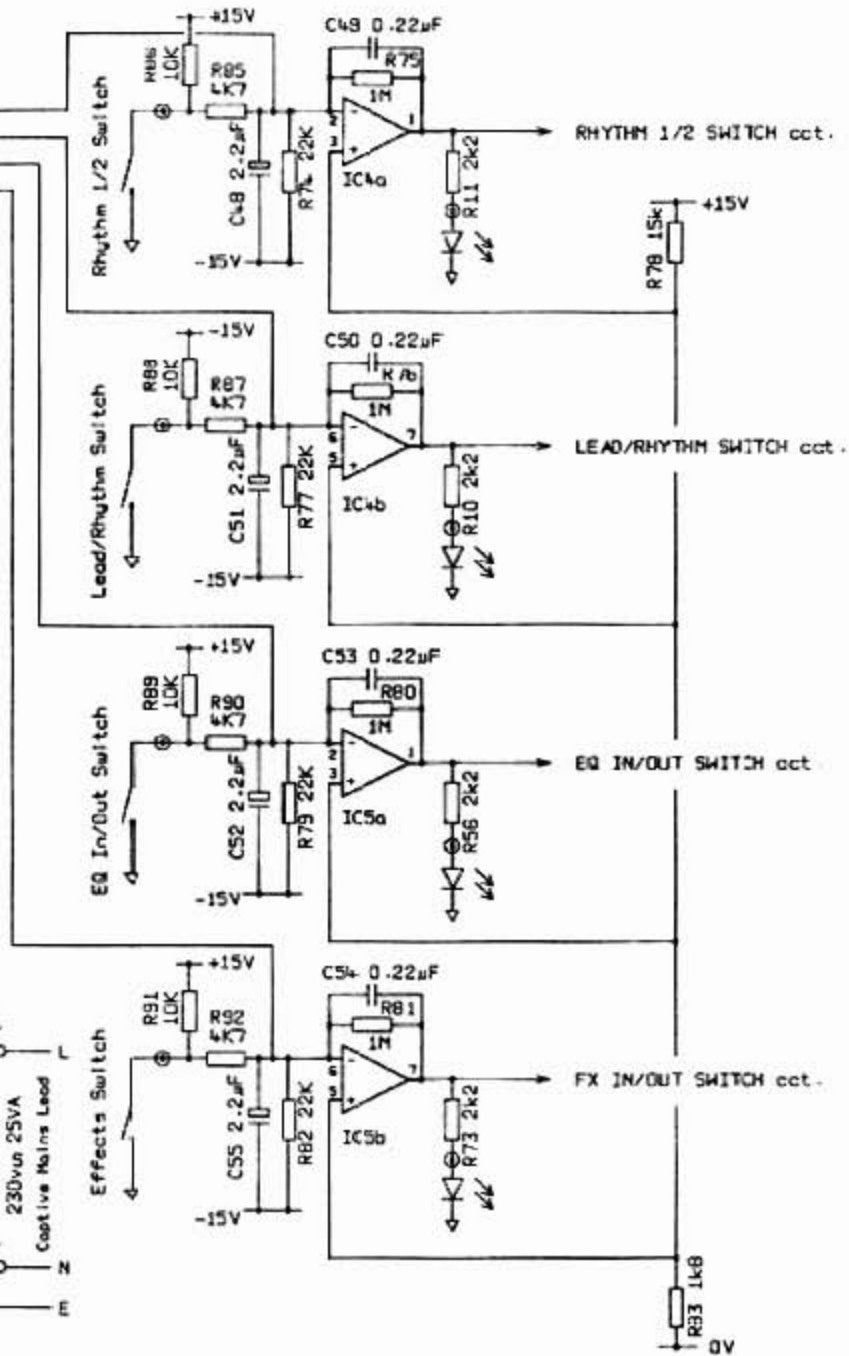
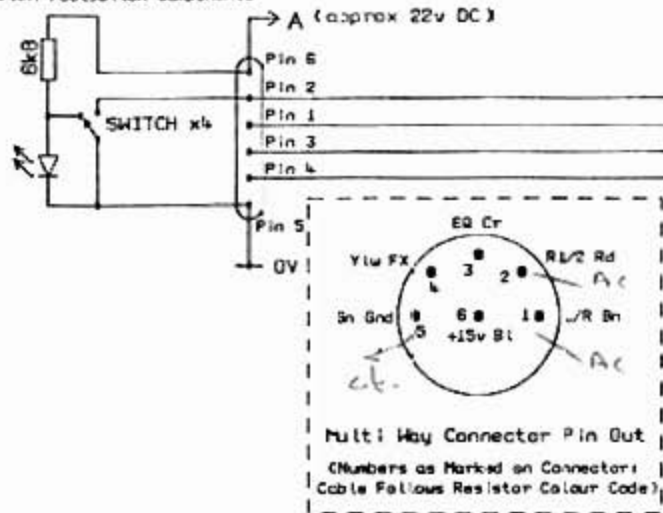
DRAWING NUMBER

Model 9001
 SOCKET BOARD

Marshall

JIM MARSHALL
 PRODUCTS LTD.
 BLECKLEY
 MILTON KEYNES
 ENGLAND
 File: 9001SKT.D0M

4-WAY Footswitch Components



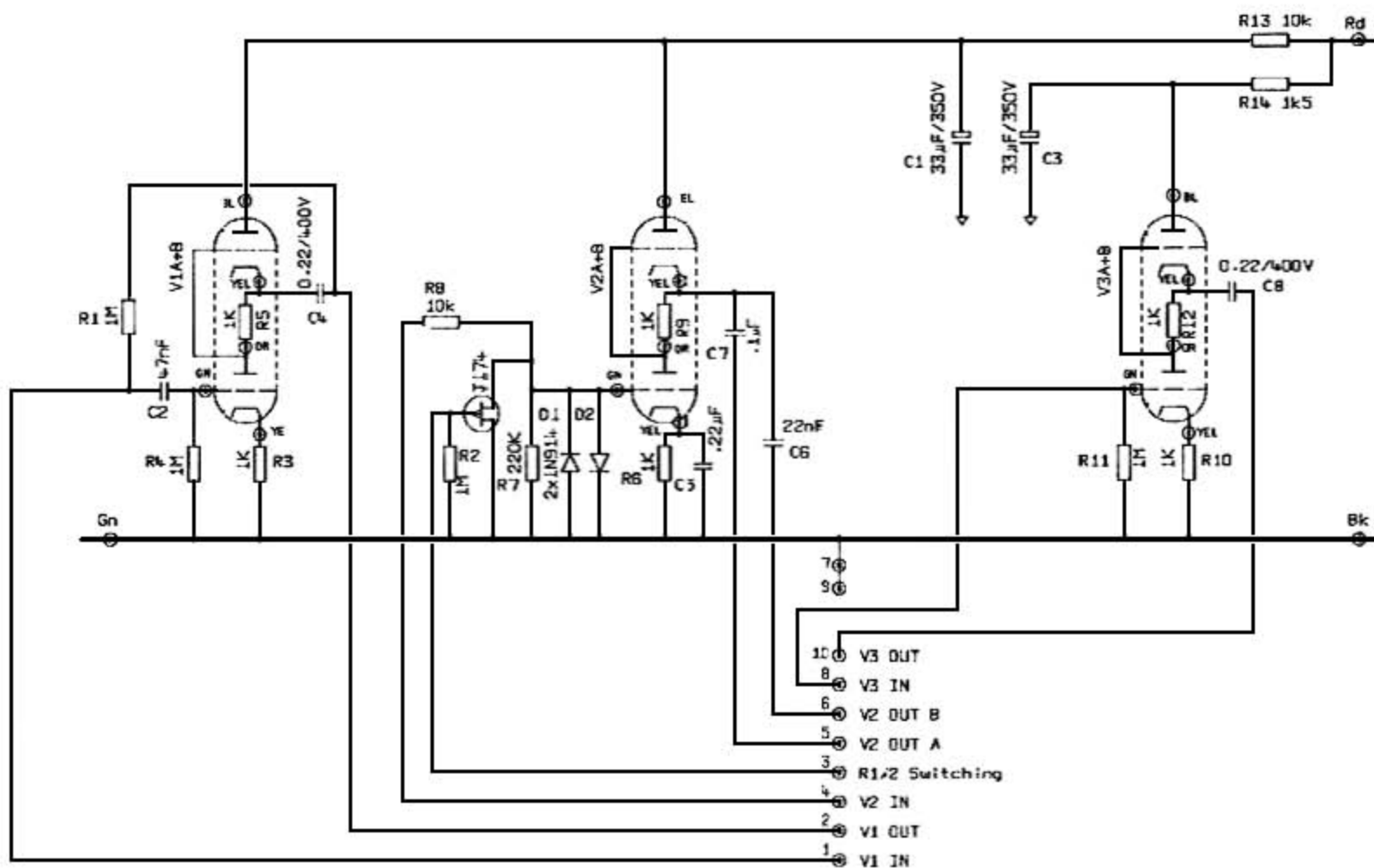
NOTES

PCB: JNP40

6	19-9-89	CPV
5	18-5-89	CPV
4	Mar 1983	SKB
3	Mar 1983	SKB
2	Jan 1983	CPV
ISS.	DATE	DRN.

DRAWING NUMBER
Model 9001 STD
Switching Circuit & PSJ

MARSHALL
JIM MARSHALL
PRODUCTS LTD
BLETCHLEY
M11 TON KEYNES
ENGLAND
File: 598psu.DGM



NOTES

PCB: JMP41

Hectors fed from power supply on main PCB.

3	12-4-89	CPV
2	Feb 1989	SKB
1	Jan 1989	CPV
ISS.	DATE	DRN.

DRAWING NUMBER

9001 Valve Preamp
Valve Board

MARSHALL

JIM MARSHALL
PRODUCTS LTD.
BLETCHLEY
MILTON KEYNES
ENGLAND
File: 9001valv.DGM

